



Statement Showing Shareholding Pattern

Name of the Company :		SPICE MOBILES LIMITED						
Scrip Code :		SPICEMOBL						
Quarter Ended :		30TH SEPTEMBER 2009						
Category code	Category of Shareholder	Number of Shareholders	Total number of shares	Number of shares held in dematerialized form	As a percentage of (A+B)1	As a percentage of (A+B+C)	Number of Shares Pledged or otherwise encumbered	As a percentage
(A)	Shareholding of Promoter and Promoter Group ²							
1	Indian							
(a)	Individuals/Hindu Undivided Family	-	-	-	-	-	0	0.00
(b)	Central Government/ State Government(s)	-	-	-	-	-	0	0.00
(c)	Bodies Corporate	1	47,205,529	47,205,529	63.25%	63.25%	0	0.00
(d)	Financial Institutions/ Banks	-	-	-	-	-	0	0.00
(e)	Any Others(Specify)	-	-	-	-	-	0	0.00
	Sub Total(A)(1)	1	47,205,529	47,205,529	63.25%	63.25%	0	0
2	Foreign							
a	Individuals (Non-Residents Individuals/ Foreign Individuals)	-	-	-	-	-	0	0.00
b	Bodies Corporate	-	-	-	-	-	0	0.00
c	Institutions	-	-	-	-	-	0	0.00
d	Any Others(Specify)	-	-	-	-	-	0	0.00
	Sub Total(A)(2)	-	-	-	-	-	0	0
	Total Shareholding of Promoter and Promoter Group (A) = (A)(1)+(A)(2)	1	47,205,529	47,205,529	63.25%	63.25%	0	0




Sr.No	Notes
1	NIL
2	
3	
4	
5	
6	
7	
8	
9	




(1)(b) Statement showing Shareholding of persons belonging to the category
"Promoter and Promoter Group"

Sr. No.	Name of the shareholder	Total shares held		Shares pledged or otherwise encumbered		
		Number of shares	As a % of grand total (A) +(B) +(C)	Number	As a percentage	As a % of grand total (A)+(B)+(C) of sub-clause (1)(a)
1	Spice Televentures Private Limited	47,205,529	63.25%	0	0.00%	0.00
TOTAL		47,205,529	63.25%	0.00%	0.00%	0.00%




(D)(c) Statement showing Shareholding of persons belonging to the category "Public" and holding more than 1% of the total number of shares

Sr. No.	Name of the shareholder	Number of shares	Shares as a percentage of total number of shares i.e., Grand Total (A)+(B)+(C) indicated in Statement at para (1)(a) above}
1	Bennett, Coleman and Company Limited	1,889,487	2.53%
2	M.C.Tyres Pvt. Ltd.	2,500,000	3.35%
3	Niketani Investment Pvt. Ltd.	1,413,130	1.89%
4	Dilip Modi	1,000,000	1.34%
5	Jolly Trading and Merchandise Pvt. Ltd.	2,500,000	3.35%
6	Lehman Brothers Asia Limited A/c GRA Financeec	2,170,969	2.91%
7	KK Securities Limited	2,537,121	3.40%
8	Mahesh Kumar Ahluwalia	1,040,542	1.39%
TOTAL		15,051,249	20.17%



(D)(d) Statement showing details of locked-in shares

Sr. No.	Name of the shareholder	Number of locked-in shares	Locked-in shares as a percentage of total number of shares {i.e., Grand Total (A)+(B)+(C) indicated in Statement at para (1)(a) above}
1		-	-
2			
3			
4			
5	N.A.		
6			
7			
8			
9			
TOTAL			



(II)(a) Statement showing details of Depository Receipts (DRs)

Sr. No.	Type of outstanding DR (ADRs, GDRs, SDRs, etc.)	Number of outstanding DRs	Number of shares underlying outstanding DRs	Shares underlying outstanding DRs as a percentage of total number of shares {i.e., Grand Total (A)+(B)+(C) indicated in Statement at para (I)(a) above}
1				
2				
3				
4				
5		N.A.		
6				
7				
8				
9				
TOTAL				



(11)(b) Statement showing Holding of Depository Receipts (DRs), where underlying shares are in excess of 1% of the total number of shares.

Sr. No.	Name of the DR Holder	Type of outstanding DR (ADRs, GDRs, SDRs, etc.)	Number of shares underlying outstanding DRs	Shares underlying outstanding DRs as a percentage of total number of shares {i.e., Grand Total (A)+(B)+(C) Indicated in Statement at para (1)(a) above}
1				
2				
3				
4		N.A.		
5				
6				
7				
8				
9				
TOTAL				

